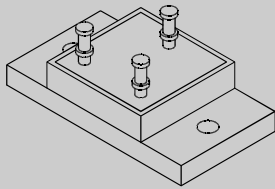


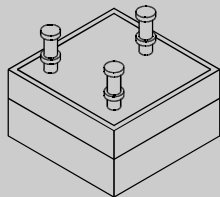
SELECTION GUIDE

Standard Rectifier Assemblies



Doublers - LTI200T Style

V_{RWM}	Current	T_{RR}	Device	Page
200 V	10.0A	70ns	LTI202UFTD	207
	10.0A	150ns	LTI202FTD	
	12.5A	3000ns	LTI202TD	
600 V	10.0A	70ns	LTI206UFTD	
	10.0A	150ns	LTI206FTD	
	12.5A	3000ns	LTI206TD	
1000 V	10.0A	70ns	LTI210UFTD	
	10.0A	150ns	LTI210FTD	
	12.5A	3000ns	LTI210TD	



Positive/Negative Center Tap - LTI200 Style

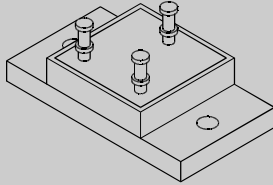
V_{RWM}	Current	T_{RR}	Device	Page
200 V	20.0A	70ns	LTI202UF(P,N)	203-205
	20.0A	150ns	LTI202F(P,N)	
	25.0A	3000ns	LTI202(P,N)	
600 V	20.0A	70ns	LTI206UF(P,N)	
	20.0A	150ns	LTI206F(P,N)	
	25.0A	3000ns	LTI206(P,N)	
1000 V	20.0A	70ns	LTI210UF(P,N)	
	20.0A	150ns	LTI210F(P,N)	
	25.0A	3000ns	LTI210(P,N)	

SELECTION GUIDE

1

Standard Rectifier Assemblies

Positive/Negative Center Tap - LTI200T Style				
V_{RWM}	Current	T_{RR}	Device	Page
200 V	20.0A	70ns	LTI202UFT(P,N)	209-211
	20.0A	150ns	LTI202FT(P,N)	
	25.0A	3000ns	LTI202T(P,N)	
600 V	20.0A	70ns	LTI206UFT(P,N)	
	20.0A	150ns	LTI206FT(P,N)	
	25.0A	3000ns	LTI206T(P,N)	
1000 V	20.0A	70ns	LTI210UFT(P,N)	
	20.0A	150ns	LTI210FT(P,N)	
	25.0A	3000ns	LTI210T(P,N)	



Single Phase Bridge - 1100A Style				
V_{RWM}	Current	T_{RR}	Device	Page
200 V	1.4A	70ns	1102UFA	215
	1.5A	150ns	1102FA	
	1.5A	3000ns	1102A	
600 V	1.4A	70ns	1106UFA	
	1.5A	150ns	1106FA	
	1.5A	3000ns	1106A	
1000 V	1.4A	70ns	1110UFA	
	1.5A	150ns	1110FA	
	1.5A	3000ns	1110A	

