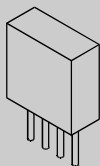


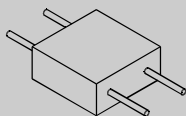
SELECTION GUIDE

Standard Rectifier Assemblies

Single Phase Bridge - 1100B - E Style				
V_{RWM}	Current	T_{RR}	Device	Page
200 V	1.4A	70ns	1102UF(B-E)	217-223
	1.5A	150ns	1102F(B-E)	
	1.5A	3000ns	1102(B-E)	
600 V	1.4A	70ns	1106UF(B-E)	
	1.5A	150ns	1106F(B-E)	
	1.5A	3000ns	1106(B-E)	
1000 V	1.4A	70ns	1110UF(B-E)	
	1.5A	150ns	1110F(B-E)	
	1.5A	3000ns	1110(B-E)	



Single Phase Bridge - 1100F Style				
V_{RWM}	Current	T_{RR}	Device	Page
200 V	1.4A	70ns	1102UFF	225
	1.5A	150ns	1102FF	
	1.5A	3000ns	1102F	
600 V	1.4A	70ns	1106UFF	
	1.5A	150ns	1106FF	
	1.5A	3000ns	1106F	
1000 V	1.4A	70ns	1110UFF	
	1.5A	150ns	1110FF	
	1.5A	3000ns	1110F	

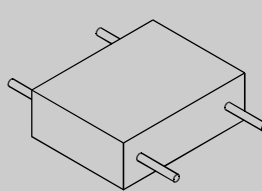


SELECTION GUIDE

1

Standard Rectifier Assemblies

Single Phase Bridge - 1200A Style				
V_{RWM}	Current	T_{RR}	Device	Page
200 V	3.0A	70ns	1202UFA	227
	3.0A	150ns	1202FA	
	3.0A	3000ns	1202A	
600 V	3.0A	70ns	1206UFA	
	3.0A	150ns	1206FA	
	3.0A	3000ns	1206A	
1000 V	3.0A	70ns	1210UFA	
	3.0A	150ns	1210FA	
	3.0A	3000ns	1210A	



Single Phase Bridge - 1200B - E Style				
V_{RWM}	Current	T_{RR}	Device	Page
200 V	3.0A	70ns	1202UF(B-E)	229-235
	3.0A	150ns	1202F(B-E)	
	3.0A	3000ns	1202(B-E)	
600 V	3.0A	70ns	1206UF(B-E)	
	3.0A	150ns	1206F(B-E)	
	3.0A	3000ns	1206(B-E)	
1000 V	3.0A	70ns	1210UF(B-E)	
	3.0A	150ns	1210F(B-E)	
	3.0A	3000ns	1210(B-E)	

