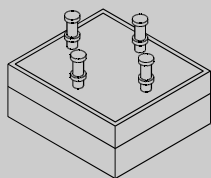


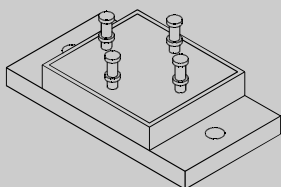
# SELECTION GUIDE

## Standard Rectifier Assemblies

Single Phase Bridge - LTI400 Style				
$V_{RWM}$	Current	$T_{RR}$	Device	Page
200 V	20.0A	70ns	LTI402UF	245
	20.0A	150ns	LTI402F	
	25.0A	3000ns	LTI402	
600 V	20.0A	70ns	LTI406UF	
	20.0A	150ns	LTI406F	
	25.0A	3000ns	LTI406	
1000 V	20.0A	70ns	LTI410UF	
	20.0A	150ns	LTI410F	
	25.0A	3000ns	LTI410	



Single Phase Bridge - LTI400T Style				
$V_{RWM}$	Current	$T_{RR}$	Device	Page
200 V	20.0A	70ns	LTI402UFT	247
	20.0A	150ns	LTI402FT	
	25.0A	3000ns	LTI402T	
600 V	20.0A	70ns	LTI406UFT	
	20.0A	150ns	LTI406FT	
	25.0A	3000ns	LTI406T	
1000 V	20.0A	70ns	LTI410UFT	
	20.0A	150ns	LTI410FT	
	25.0A	3000ns	LTI410T	

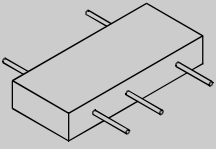


# SELECTION GUIDE

1

## Standard Rectifier Assemblies

Three Phase Bridge - 3100 Style				
$V_{RWM}$	Current	$T_{RR}$	Device	Page
200 V	2.0A	70ns	3102UF	251
	2.0A	150ns	3102F	
	2.0A	3000ns	3102	
600 V	2.0A	70ns	3106UF	
	2.0A	150ns	3106F	
	2.0A	3000ns	3106	
1000 V	2.0A	70ns	3110UF	
	2.0A	150ns	3110F	
	2.0A	3000ns	3110	



Three Phase Bridge - 3200 Style				
$V_{RWM}$	Current	$T_{RR}$	Device	Page
200 V	4.0A	70ns	3202UF	253
	5.0A	150ns	3202F	
	5.0A	3000ns	3202	
600 V	4.0A	70ns	3206UF	
	5.0A	150ns	3206F	
	5.0A	3000ns	3206	
1000 V	4.0A	70ns	3210UF	
	5.0A	150ns	3210F	
	5.0A	3000ns	3210	

